
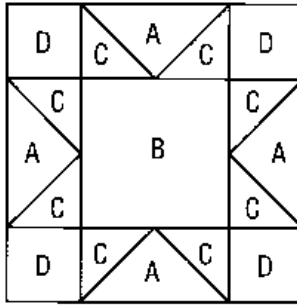



## December Block of the Month

### Optical Sawtooth for NSQ

Block size finished: 12" square



All measurements include  $\frac{1}{4}$ " seam allowance.

Kit contains:

A: 1 -  $7\frac{1}{4}$ " square (cut twice on the diagonal)

B: 1 -  $6\frac{1}{2}$ " square

C: 4 -  $3\frac{7}{8}$ " squares (cut once on the diagonal)

D: 4 -  $3\frac{1}{2}$ " squares

\*Please measure the squares as I have reversed the mediums and darks in every other block.

Directions:

First you will cut the A-square twice on the diagonal to make 4-triangles, also cut the C-squares once on the diagonal to make 8-triangles. Now sew the C-triangles to the A-triangles as shown above. Press toward the dark. Make 4 units that will measure  $3\frac{1}{2}$ " x  $6\frac{1}{2}$ " and sew 2 units to the sides of the B-square, press toward the B-square. Now this center unit will measure  $6\frac{1}{2}$ " x  $12\frac{1}{2}$ ". Then sew the D-squares to the ends of the remaining A-C units and press toward the D-squares. The units will measure  $3\frac{1}{2}$ " x  $12\frac{1}{2}$ "; now sew them to the top and bottom of the center unit. Press and measure your block as it should be  $12\frac{1}{2}$ " square. Congratulations, you have finished the December block. Happy Holiday's and see you next year.

THANK YOU!!!!